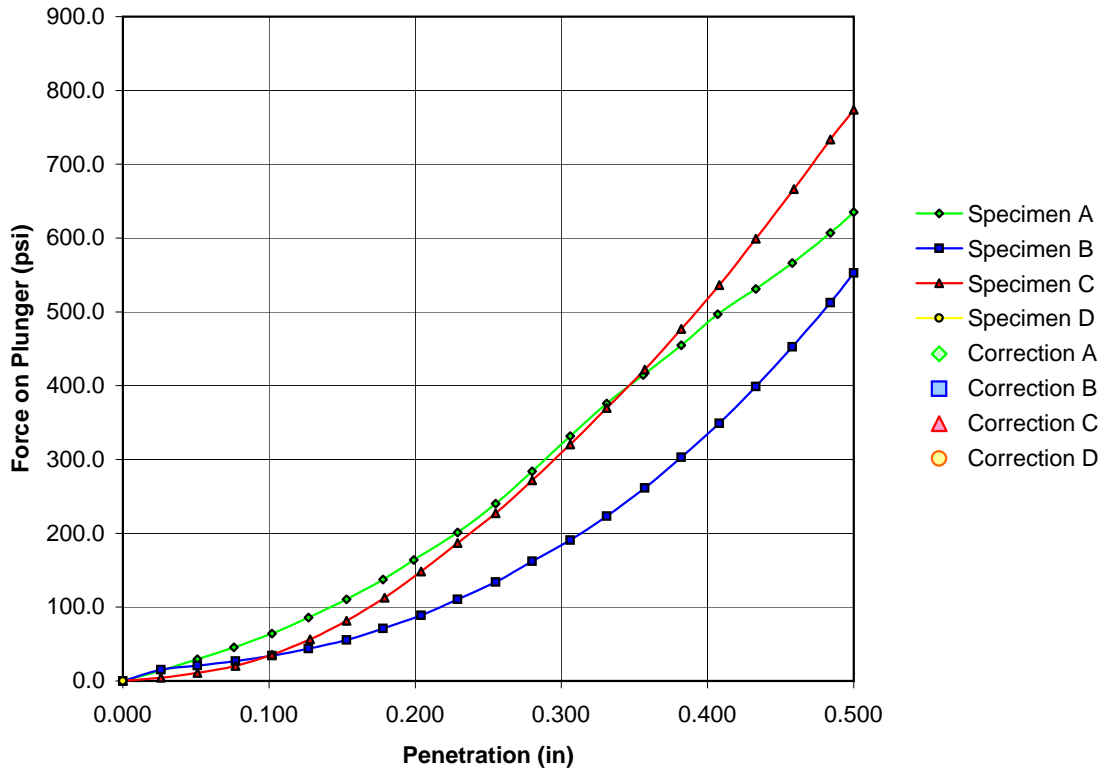




Load Penetration Curve



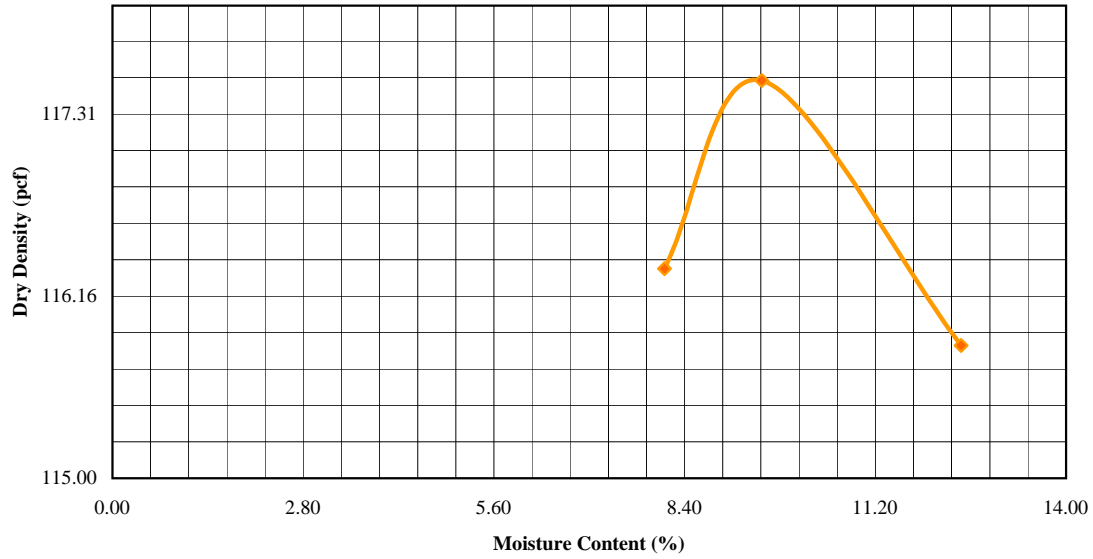
LBR Results

Results	A	B	C	D	Average
0.1 in Pen.	8.0	4.3	4.4		5.6
0.2 in Pen.	N/A	N/A	N/A		N/A
Moisture (%)	8.1	9.5	12.5		10.0
Dens (pcf)	116.33	117.52	115.84		116.57

Project Information

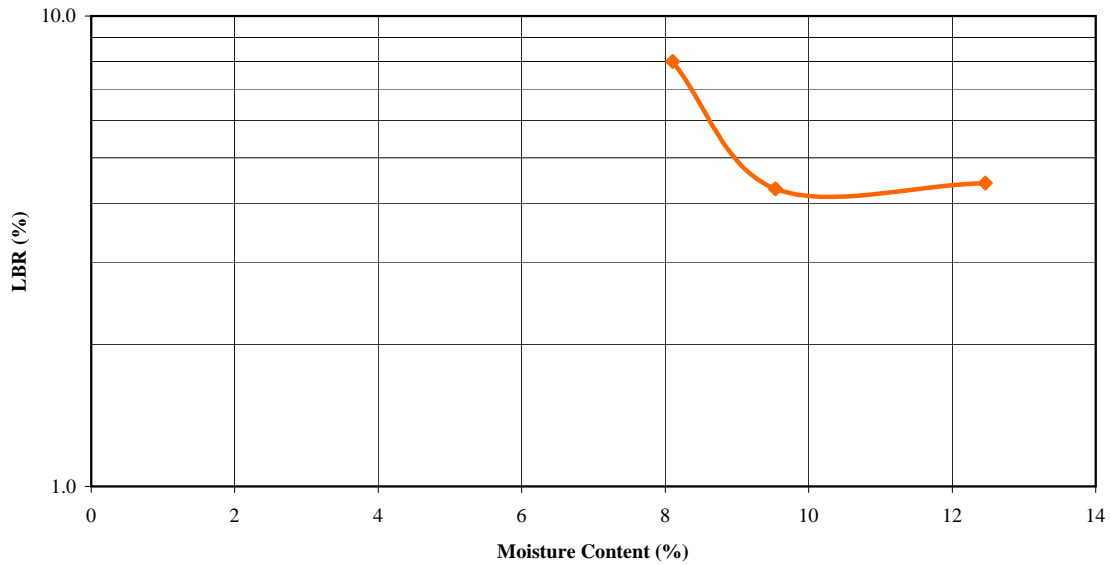
Project Information		Sample Location	
Project Num	53443	Specimen A	Location X
Project	Project CBR	Specimen B	Location X
Date	12/07/2006	Specimen C	Location X
Client	Client Y	Specimen D	Location X
		Test Variables	
Job Ref.	2334-43	Liquid Limit:	13.0
Sample Num.	1	Plastic Limit:	8.0
Remarks			

Proctor Density Curve



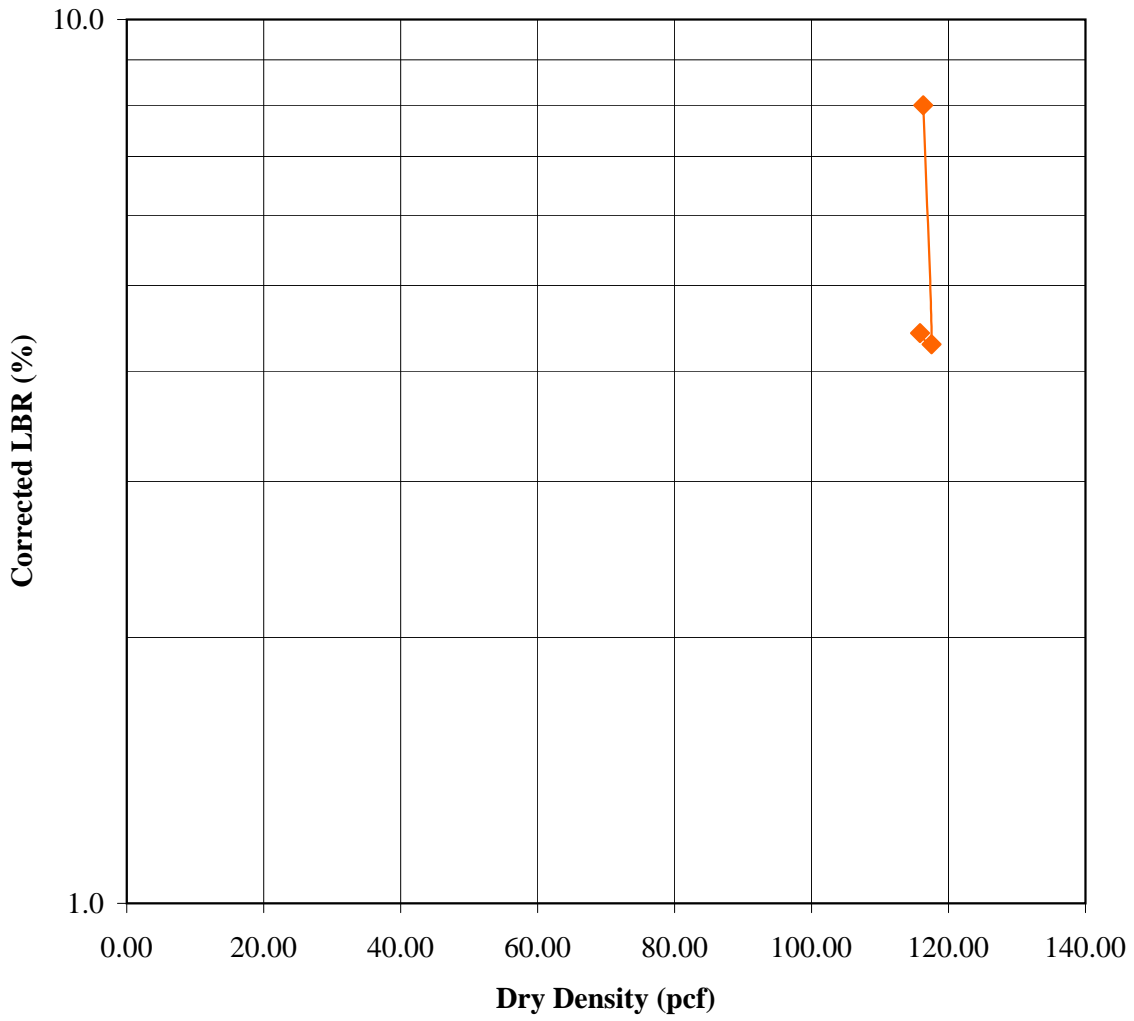
Maximum Dry Density: 117.5 (pcf)
Optimum Moisture Content: 6.70 (%)

Limerock Bearing Ratio (LBR)



LBR: 8.0 (%)
Moisture Content: 12.46 (%)

Limerock Bearing Ratio (LBR)



Specimen A Information

LBR Test

Humboldt Scientific, Inc.



File Name

CBRTESTFULL1.HSD

Project Information

Project No. 53443

Date: 12/07/2006

Project Name: Project CBR

Client: Client Y

Sample Location: Location X

Sample Description: Red clay

Remarks:

Specimen A Data
 Soaked Height (in): 9.59
 Swell (%): 108.933

 Liquid Limit: 13
 Plastic Limit: 8

 Max Dry Dens. (pcf): 98.5
 Opt. Moisture (%): 6.7

Mold Info	
Height (in)	4.59
Weighth (g)	3848.0
Soil Weight + Mold (g)	8132.40
Soil Weight (g)	4284.40
Dry Density (pcf)	116.3

Moisture Percentage		
	Initial	Avg Final
Moist Soil + tare (g)	102.70	100.00
Dry Soil + tare (g)	95.00	93.00
tare (g)	0.00	15.00
Moisture %	8.11	9.0

Specimen A Test Data

Read Number	Load (lbs)	Disp. (in)	Force on Plunger (psi)	Penetration (in)	LBR
0	58.0	0.001	0.0	0.000	
1	99.0	0.027	13.7	0.026	
2	147.0	0.052	29.7	0.051	
3	194.0	0.077	45.3	0.076	
4	250.0	0.103	64.0	0.102	8.00
5	316.0	0.128	86.0	0.127	
6	390.0	0.154	110.7	0.153	
7	470.0	0.179	137.3	0.178	
8	550.0	0.200	164.0	0.199	
9	662.0	0.230	201.3	0.229	
10	779.0	0.256	240.3	0.255	
11	910.0	0.281	284.0	0.280	
12	1053.0	0.307	331.7	0.306	
13	1186.0	0.332	376.0	0.331	
14	1301.0	0.357	414.3	0.356	
15	1422.0	0.383	454.7	0.382	
16	1548.0	0.408	496.7	0.407	
17	1651.0	0.434	531.0	0.433	
18	1757.0	0.459	566.3	0.458	
19	1879.0	0.485	607.0	0.484	
20	1963.0	0.501	635.0	0.500	

Test Performed By:

Checked By:

Specimen B Information

LBR Test

Humboldt Scientific, Inc.



File Name

CBRTESTFULL1.HSD

Project Information

Project No. 53443
 Project Name: Project CBR
 Client: Client Y
 Sample Location: Location X
 Sample Description: Red clay
 Remarks:

Date: 12/07/2006

Specimen A Data

Soaked Height (in): 0
 Swell (%): 0.000

Liquid Limit: 13
 Plastic Limit: 8

Max Dry Dens. (pcf): 98.5
 Opt. Moisture (%): 6.7

Mold Info	
Height (in)	4.59
Weighth (g)	3817.2
Soil Weight + Mold (g)	8202.60
Soil Weight (g)	4385.40
Dry Density (pcf)	117.5

Moisture Percentage		
	Initial	Avg Final
Moist Soil + tare (g)	108.00	0.00
Dry Soil + tare (g)	98.60	0.00
tare (g)	0.00	0.00
Moisture %	9.53	0.0

Specimen B Test Data

Read Number	Load (lbs)	Disp. (in)	Force on Plunger (psi)	Penetration (in)	LBR
0	7.000	0.002	0.0	0.0	
1	52.000	0.028	15.0	0.0	
2	69.000	0.053	20.7	0.1	
3	88.000	0.079	27.0	0.1	
4	110.000	0.104	34.3	0.1	4.29
5	138.000	0.129	43.7	0.1	
6	174.000	0.155	55.7	0.2	
7	220.000	0.180	71.0	0.2	
8	274.000	0.206	89.0	0.2	
9	339.000	0.231	110.7	0.2	
10	409.000	0.257	134.0	0.3	
11	494.000	0.282	162.3	0.3	
12	579.000	0.308	190.7	0.3	
13	677.000	0.333	223.3	0.3	
14	791.000	0.359	261.3	0.4	
15	916.000	0.384	303.0	0.4	
16	1054.000	0.410	349.0	0.4	
17	1204.000	0.435	399.0	0.4	
18	1365.000	0.460	452.7	0.5	
19	1544.000	0.486	512.3	0.5	
20	1665.000	0.502	552.7	0.5	

Test Performed By:

Checked By:

Specimen C Information

LBR Test

Humboldt Scientific, Inc.


 File Name
 CBRTESTFULL1.HSD
Project Information
 Project No. 53443
 Project Name: Project CBR
 Client: Client Y
 Sample Location: Location X
 Sample Description: Red clay
 Remarks:

Date: 12/07/2006

Specimen A Data
 Soaked Height (in): 0
 Swell (%): 0.000

 Liquid Limit: 13
 Plastic Limit: 8

 Max Dry Dens. (pcf): 95.8
 Opt. Moisture (%): 6.7

Mold Info	
Height (in)	4.59
Weight (g)	3817.2
Soil Weight + Mold (g)	8255.40
Soil Weight (g)	4438.20
Dry Density (pcf)	115.8

	Moisture Percentage	
	Initial	Avg Final
Moist Soil + tare (g)	109.20	0.00
Dry Soil + tare (g)	97.10	0.00
tare (g)	0.00	0.00
Moisture %	12.46	0.0

Specimen C Test Data

Read Number	Load (lbs)	Disp. (in)	Force on Plunger (psi)	Penetration (in)	LBR
0	2.000	0.086	0.0	0.0	
1	15.000	0.112	4.3	0.0	
2	34.000	0.137	10.7	0.1	
3	63.000	0.163	20.3	0.1	
4	108.000	0.188	35.3	0.1	4.42
5	171.000	0.214	56.3	0.1	
6	247.000	0.239	81.7	0.2	
7	340.000	0.265	112.7	0.2	
8	447.000	0.290	148.3	0.2	
9	562.000	0.315	186.7	0.2	
10	683.000	0.341	227.0	0.3	
11	818.000	0.366	272.0	0.3	
12	963.000	0.392	320.3	0.3	
13	1111.000	0.417	369.7	0.3	
14	1267.000	0.443	421.7	0.4	
15	1432.000	0.468	476.7	0.4	
16	1611.000	0.494	536.3	0.4	
17	1800.000	0.519	599.3	0.4	
18	2001.000	0.545	666.3	0.5	
19	2202.000	0.570	733.3	0.5	
20	2323.000	0.586	773.7	0.5	

Test Performed By:

Checked By: