



Cleveland Flash  
& Fire Point Tester

## INTRODUCTION

This manual is provided as an aid in setting up, operating and maintaining the instrument. It does not supply the necessary information required to perform the ASTM test. This information is copyrighted, and must be obtained from the American Society for Testing and Material (ASTM).

<http://www.astm.org>

or by calling: 610-832-9585

## **K42000 & K42090 POWERROL HEATER**

### **INSTRUCTIONS, FOR USE**

1. Plug heater into receptacle of the proper electrical characteristics (K42000 - 115V) & (K42090 - 230V)
2. Turn unit on by turning knob (On/Off Switch) clockwise
3. Vary heat by turning knob clockwise from 0 to full.
4. To energize receptacle for stirrer or an accessory, depress the front panel switch to ON.

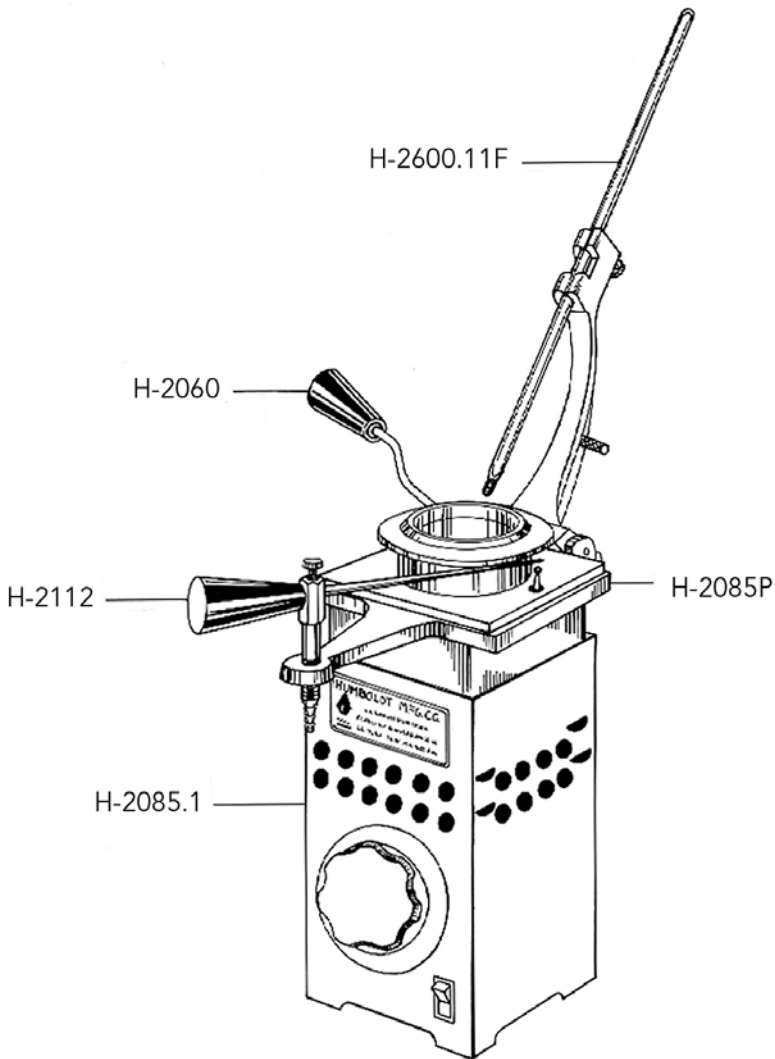
### **STORAGE PROCEDURE**

This laboratory test instrument consists of Electrical and Mechanical components. Storage facilities should not be subject to extremes of high and low temperatures or extremes of high and low moisture conditions. Storage facilities should be consistent with an indoor laboratory environment.

**NOTE:** *Unit is shipped in corrugated cartons and if long term storage is anticipated, repacking with water resistant packing is recommended to insure a safe condition for the equipment.*

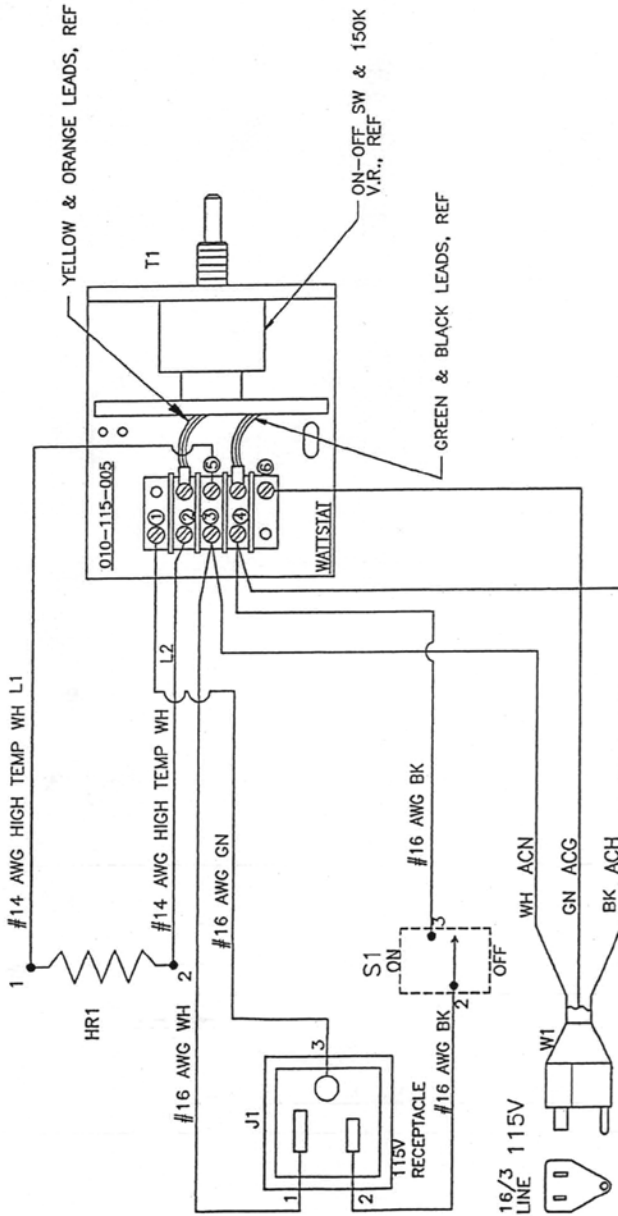
### **PARTS LIST**

K42010	CLAMPS
K420-1-2A	SHELL
K42001	HEATER 1250W (115V)- (H-2085.1)
K42091	HEATER 1250W (220V)- (H-2085.1.4F)
O1O-115-005	WATTSTAT
010-230-004	WATTSTAT
060-002-005	RECEPTACLE (110V) NEMA #5-15
050-001-009	SWITCH
H-2060	FLASH CUP
H-2112	TEST FLAME BURNER
H-2600.11F	THERMOMETER



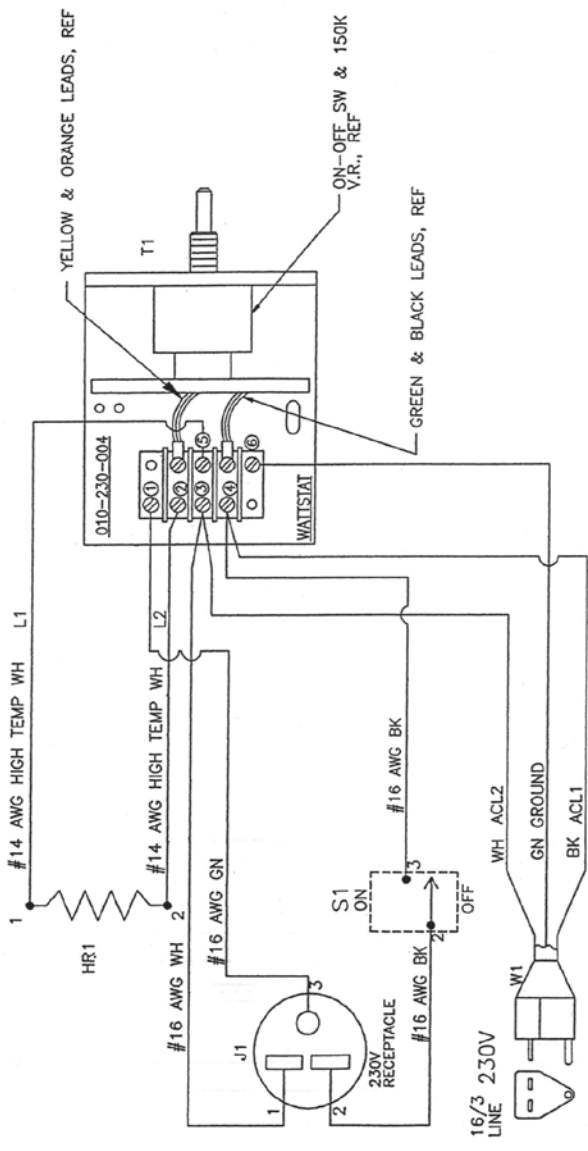
### Replacement Parts, Model H-2085, H-2085.4F

Description	Model
Electric Heater with Rheostat	H-2085.1
Flash-Point Platform	H-2085P
Test Burner	H-2112
Flash Cup	H-2060
Thermometer	H-2600.11F



K42000 Wiring Diagram

WIRE DATA				TERMINATION DATA				SIGNAL NAME COMMENTS
NO.	TYPE	COLOR	LENGTH	POINT 1	TYPE	POINT 2	TYPE	
001	282-016-016	BK	72.0	W1	MOLDED PLUG	T1-4	284-116-10E	ACH
001	282-016-016	WH	72.0	W1	MOLDED PLUG	T1-3	284-116-10E	ACN
001	282-016-016	GN	72.0	W1	MOLDED PLUG	T1-6	284-116-10E	ACG
002	282-016-B02	BK	6.0	J1-2	284-516-061	S1-2	284-116-25E	
003	282-016-W02	WH	6.0	J1-1	284-516-061	T1-3	284-116-10E	
004	282-016-G02	GN	6.0	J1-3	284-516-061	T1-1	284-116-10E	
005	282-016-B02	BK	6.0	S1-3	284-216-25E	T1-4	284-116-10E	
006	282-014-W18	WH	11.0	HR1-1	284-116-10H	T1-5	284-116-10E	HEATER L1
007	282-014-W18	WH	11.0	HR1-2	284-116-10H	T1-2	284-116-10E	HEATER L2
<b>WIRE LIST: POWERTRON HEATER, 115 VOLT</b>								<b>REVISION</b>
								<b>DRAWING NUMBER</b>
SHEET 2 OF 2								K42000WD
								A



K42090 Wiring Diagram

WIRE DATA				TERMINATION DATA				SIGNAL NAME COMMENTS
NO.	TYPE	COLOR	LENGTH	POINT 1	TYPE	POINT 2	TYPE	
001	282-016-017	BK	72.0	W1	MOLDED PLUG	T1-4	284-116-10E	ACL1
001	282-016-017	WH	72.0	W1	MOLDED PLUG	T1-3	284-116-10E	ACL2
001	282-016-017	GN	72.0	W1	MOLDED PLUG	T1-6	284-116-10E	GROUND
002	282-016-B02	BK	6.0	J1-2	284-516-061	S1-2	284-116-25E	
003	282-016-W02	WH	6.0	J1-1	284-516-061	T1-3	284-116-10E	
004	282-016-G02	GN	6.0	J1-3	284-516-061	T1-1	284-116-10E	
005	282-016-B02	BK	6.0	S1-3	284-216-25E	T1-4	284-116-10E	
006	282-014-W18	WH	11.0	HR1-1	284-116-10H	T1-5	284-116-10E	HEATER L1
007	282-014-W18	WH	11.0	HR1-2	284-116-10H	T1-2	284-116-10E	HEATER L2
<b>WIRE LIST: POWERTRON HEATER, 230 VOLT</b>								<b>REVISION</b>
SHEET 2 OF 2								<b>DRAWING NUMBER</b>
								K42090WD
								A

## Warranty

Humboldt Mfg. Co. warrants its products to be free from defects in material or workmanship. The exclusive remedy for this warranty is Humboldt Mfg. Co., factory replacement of any part or parts of such product, for the warranty of this product please refer to Humboldt Mfg. Co. catalog on Terms and Conditions of Sale. The purchaser is responsible for the transportation charges. Humboldt Mfg. Co. shall not be responsible under this warranty if the goods have been improperly maintained, installed, operated or the goods have been altered or modified so as to adversely affect the operation, use performance or durability or so as to change their intended use. The Humboldt Mfg. Co. liability under the warranty contained in this clause is limited to the repair or replacement of defective goods and making good, defective workmanship.

### **Humboldt Mfg. Co.**

3801 North 25th Avenue  
Schiller Park, Illinois 60176 U.S.A.

U.S.A. Toll Free: 1.800.544.7220

Voice: 1.708.456.6300

Fax: 1.708.456.0137

Email: [hmc@humboldtmfg.com](mailto:hmc@humboldtmfg.com)

Testing Equipment for



Construction Materials

# HUMBOLDT

[www.humboldtmfg.com](http://www.humboldtmfg.com)